






LANDSCAPE

					
Formati Sizes	1120	1121 break	2100	1100	1000
Formats Formate	cm M 12,5x12,5 1/2"x1/2"	cm M 12,5x12,5 2 pc 1/2"x1/2"	cm M 6,25x25 2 1/2"x10"	cm M 12,5x25 5"x10"	cm M 25x25 10"x10"
Tundra 100	● ● ●	● ●	●	● ● ● ●	● ● ●
Beach 101				● ● ●	
Bay 200	● ● ●	● ●	●	● ● ● ●	● ● ●
Ocean 202	● ● ●	● ●	●	● ● ● ●	● ● ●
Artic 701				● ●	
Bahama 501				● ● ●	
Lava 700				● ● ●	
Spessori Thicknesses	mm 8	mm 8	mm 8	mm 8	
Epaisseurs Stärken					

- Satin
- Friction
- Grip
- Rigata/Cannelé

	Misure nominali Nominal sizes Cotes nominales Nennmasse	Misure di fabbricazione Workside Cotes de fabricatio Herstellmasse
1120	cm M* 12,5x12,5 M* 5"x5"	mm 118x118 4 ⁵ / ₈ "x4 ⁴¹ / ₆₄ "
1121 break**	cm M* 12,5x12,5 M* 5"x5"	mm 118x118 4 ⁵ / ₈ "x4 ⁴¹ / ₆₄ "
2100	cm M* 12,5x12,5 M* 5"x5" x 2 pc	mm 118x118 4 ⁵ / ₈ "x4 ⁵ / ₈ " x 2 pc
1100	cm M* 6,25x25 M* 2 1/2"x10"	mm 55,5x243 2 ³ / ₁₆ "x9 ⁹ / ₁₆ "
100	cm M* 12,5x25 M* 5"x10"	mm 118x243 9 ⁹ / ₁₆ "x9 ⁹ / ₁₆ "
1120	cm M* 25x25 M* 10"x10"	mm 243x243 9 ⁹ / ₁₆ "x9 ⁹ / ₁₆ "

- * M = formato modulare
modular size
format modulaire
modulformat
- ** Da separare in cantiere
A break on job site
À séparer en chantier
Spaltplatten
auf Baustelle zubrechen

Importante: la modularità dei formati si ottiene con fuga di 7 mm
Important: modularity of different sizes is based on 7 mm grouting joints
Important: la modularité des formats est calculée avec un joint de 7 mm
Wichtig: Für Modolverlegung die empfohlene Fugenbreite ist 7 mm

